

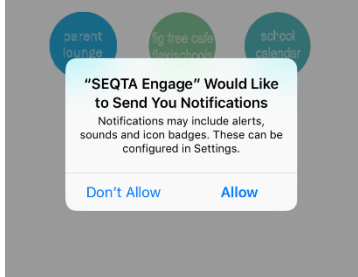
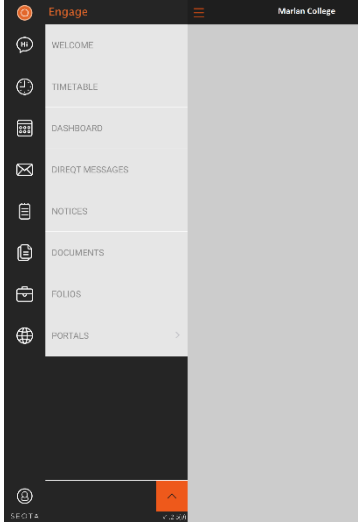


You can download the official Seqta Engage “App” from the either Apple store or Google Play. Once installed set-up the App to receive customised push notifications from the College. Each time we update Seqta-Engage with new information you will receive a notification on your phone.

To set up SEQTA Engage follow these instructions:

1. Download the SEQTA Engage App from either the Apple Store or the Android store(it is a free application) (Search the App Store for “SEQTA Engage” and install)
2. Open the ENGAGE App

Choose the MANUAL setup option

	<p>Enter the address of the parent portal: https://parent.mariansw.catholic.edu.au:6443 Tap RETURN</p>
	<p>Enter your parent username and password Tap RETURN</p>
	<p>The app will now log you on to the portal. If you experience problems with the logon process, please contact the School to get your password re-set. The Engage app can send you notifications. These are handy as they automatically notify you of new information rather than you needing to search for it. This is a matter of personal choice and can be changed at a later date through the setting options on your device.</p>
	<p>You will now be taken to the familiar SEQTA Engage home screen that contains links to a range of resources including; your daughter’s timetable, notices, parent dashboard (attendance and pastoral care information), upcoming assignments, marks and teacher feedback, lesson outlines and class resources and semester and interim reports.</p>